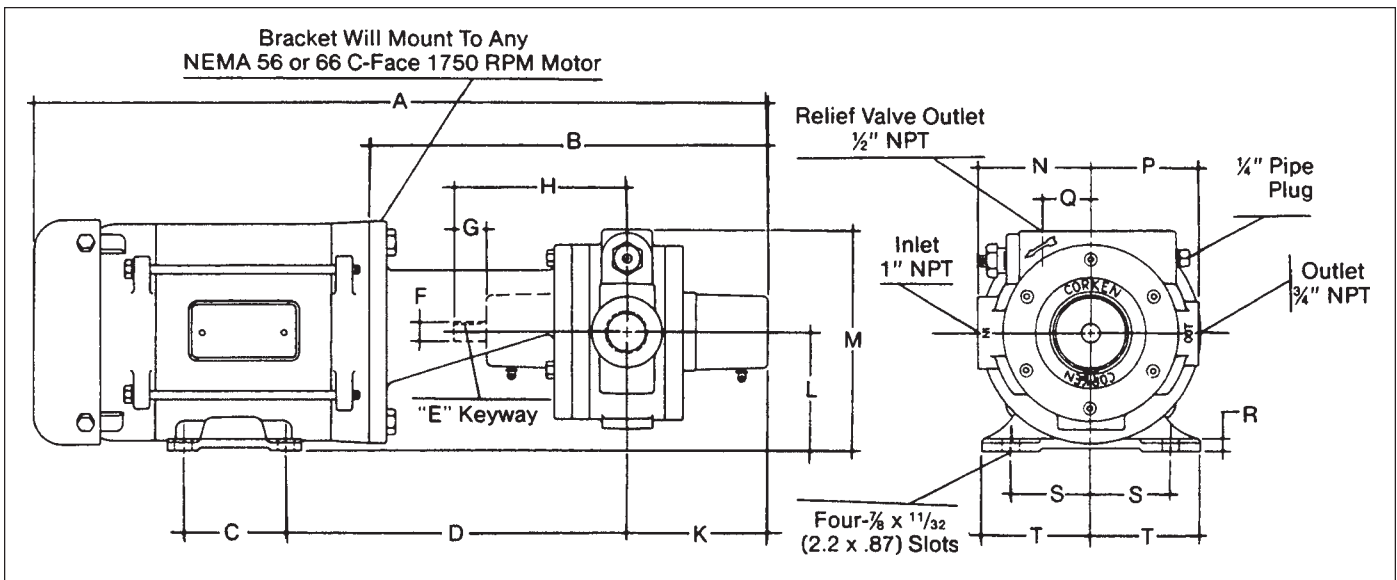
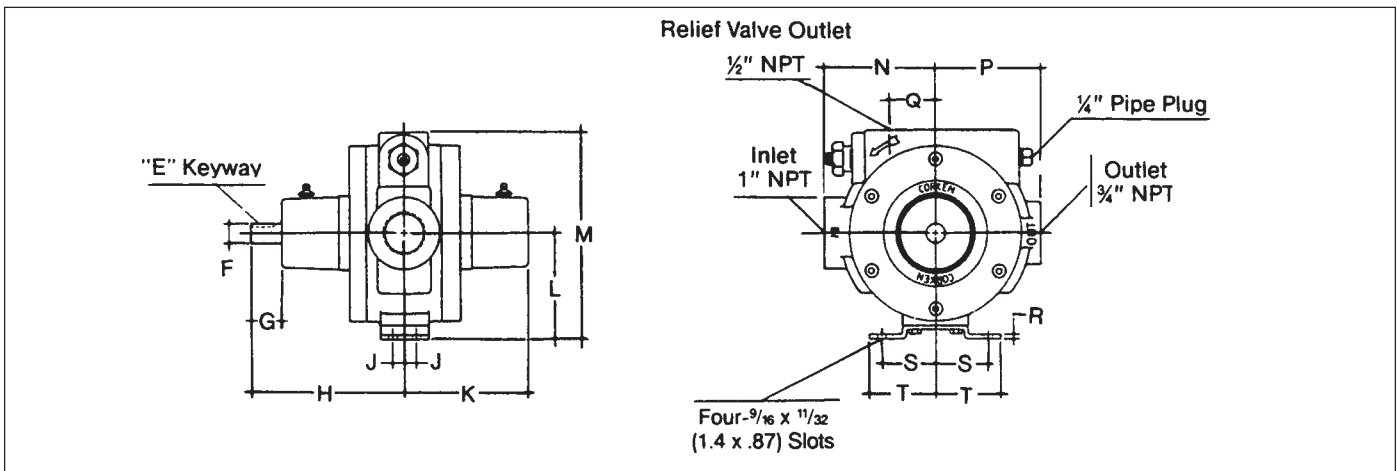


Appendix D—Outline Dimensions For Models C51, D51 and F51

C51 Model



F51 Model

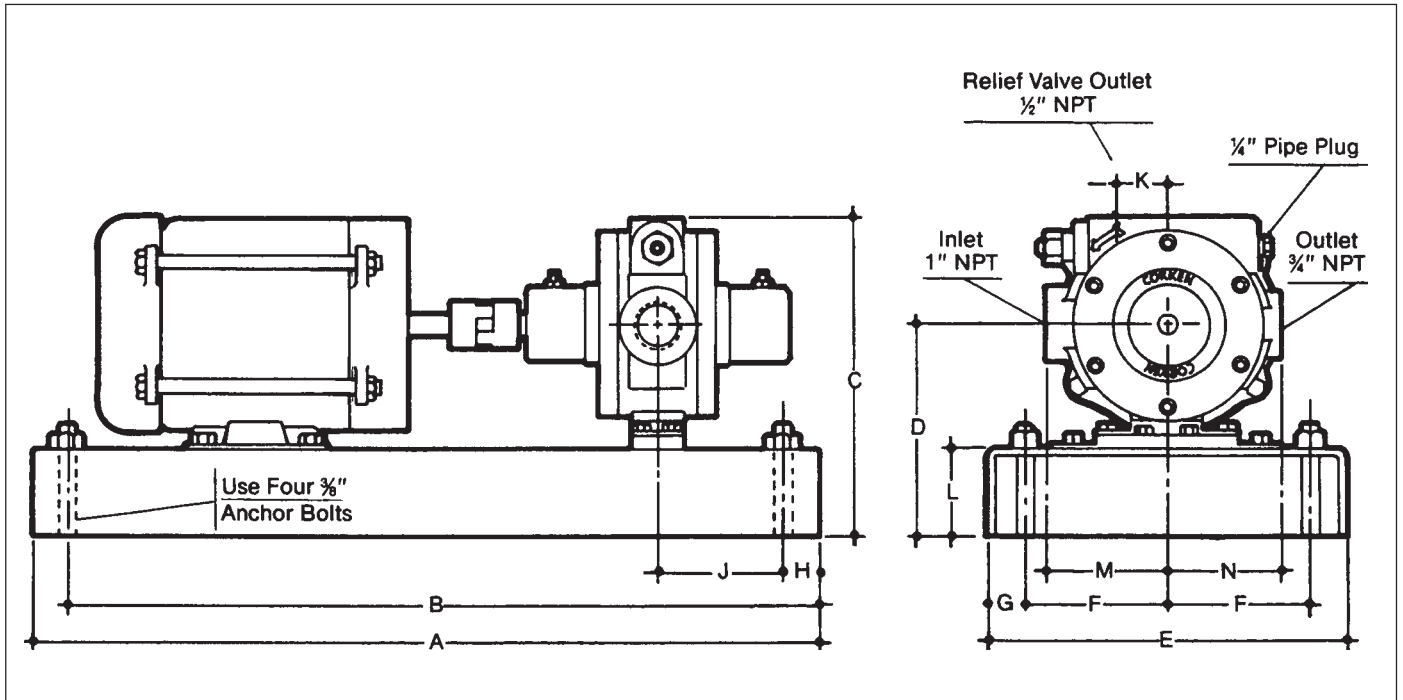


Outline Dimensions—Inches (Centimeters)

Model	A	B	C	D	E	F	G	H	J
C51	23 (58.4)	1-5/16 (28.7)	3 (7.62)	10-3/16 (25.9)	1/8 (0.32)	9/16 (1.43)	15/16 (2.38)	4-5/8 (11.7)	— —
F51	—	—	—	—	1/8 (0.32)	9/16 (1.43)	15/16 (2.38)	4-5/8 (11.7)	7/16 (1.10)

Model	K	L	M	N	P	Q	R	S	T
C51	3-11/16 (9.36)	3-1/2 (8.89)	6-1/2 (16.5)	3-3/8 (8.57)	3-3/16 (8.10)	1-7/8 (3.65)	7/32 (0.56)	2-7/16 (6.19)	3-1/4 (8.26)
F51	3-11/16 (9.36)	3-1/8 (7.93)	6-1/8 (15.6)	3-3/8 (8.57)	3-3/16 (8.10)	1-7/16 (3.65)	1/8 (0.32)	1-11/16 (4.29)	2 (5.08)

Appendix D—Outline Dimensions For Model F51-103



Outline Dimensions—Inches (Centimeters)													
Model	A	B	C	D	E	F	G	H	J	K	L	M	N
F51-101	22 (55.9)	20 (50.8)	9 (22.9)	6 (15.2)	10 (25.4)	4 (10.2)	1 (2.54)	1 (2.54)	3-1/2 (8.89)	1-7/16 (3.65)	2-1/2 (6.35)	3-3/8 (8.57)	3-3/16 (8.10)