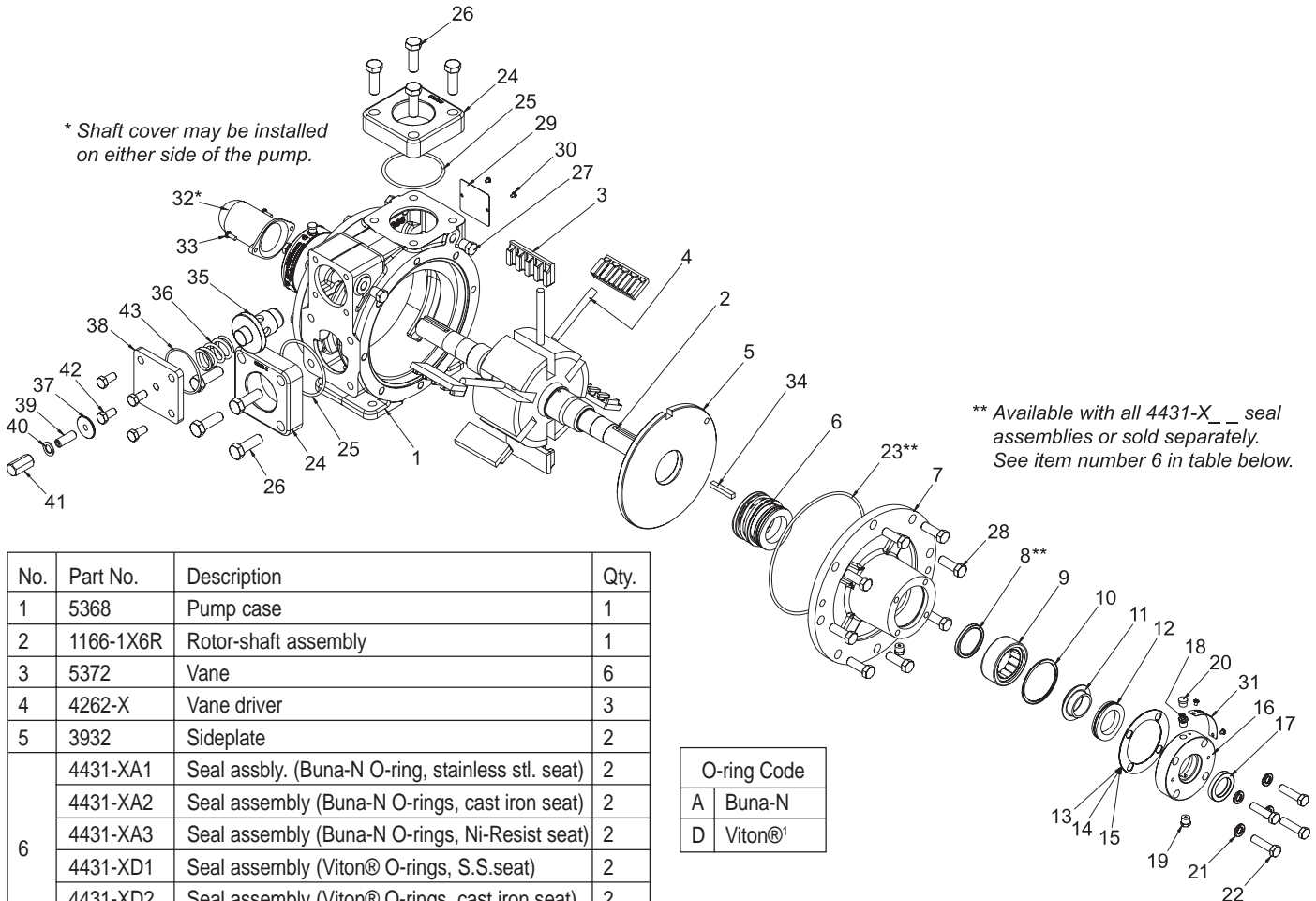


Appendix E—Part Details for the PZ7 with Standard Bypass Valve



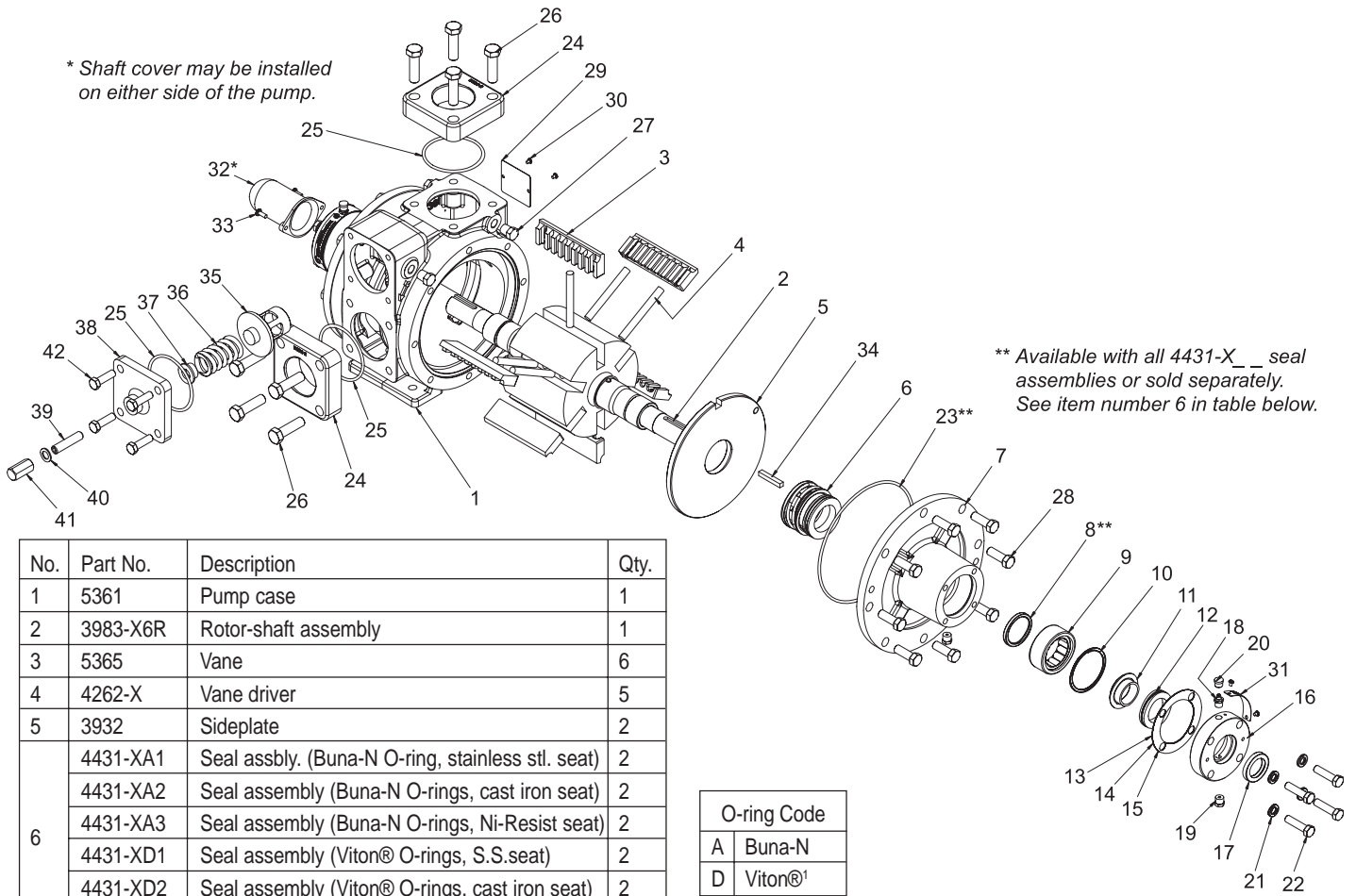
No.	Part No.	Description	Qty.
1	5368	Pump case	1
2	1166-1X6R	Rotor-shaft assembly	1
3	5372	Vane	6
4	4262-X	Vane driver	3
5	3932	Sideplate	2
6	4431-XA1	Seal assbly. (Buna-N O-ring, stainless stl. seat)	2
	4431-XA2	Seal assembly (Buna-N O-rings, cast iron seat)	2
	4431-XA3	Seal assembly (Buna-N O-rings, Ni-Resist seat)	2
	4431-XD1	Seal assembly (Viton® O-rings, S.S.seat)	2
	4431-XD2	Seal assembly (Viton® O-rings, cast iron seat)	2
	4431-XD3	Seal assembly (Viton® O-rings, Ni-Resist seat)	2
7	4416	Head	2
8	4438 ²	Grease seal/oil seal	2
9	2754-X	Roller bearing	2
10	2760-244	Retainer ring	2
11	4435	Thrust bearing mounting ring	2
12	4432	Thrust bearing assembly	2
13	4439-2	Bearing cap shim (0.020")	2
14	4439-1	Bearing cap shim (0.010")	2
15	4439	Bearing cap shim (0.002")	8
16	4417	Bearing cap	2
17	4441	Grease seal	2
18	2158	Grease zerk	2
19	1343	Grease relief fitting	4
20	2159	Lubricap	2
21	7206-037A	Lock washer (3/8")	8
22	7001-037NC150A	Hex head bolt	8
23	2-261_ ^{2,3}	O-ring	2
24	5363-2	Flange (2" NPT)	2
	5363-2.5	Flange (2-1/2" NPT)	2
	5367-2	Flange (2" BSPT)	2
	5367-2.5	Flange (2-1/2" BSPT)	2
	5363-2S	Flange (2" Weld)	2
	5363-2.5S	Flange (2-1/2" Weld)	2

O-ring Code	
A	Buna-N
D	Viton® ¹

No.	Part Number	Description	Qty.
25	2-234_ ³	O-ring	2
26	7001-050NC150A	Hex head bolt	8
27	3442	Pipe plug (1/4" NPT)	5
28	7001-043NC125A	Hex head bolt	16
29	2397-1	Name plate	1
30	7012-006SF019E	Pan head Phillip (6-32 x 3/16")	6
31	1359	Lubrication plate	2
32*	4985	Shaft cover	1
33	7012-010SF050E	Pan head Phillip (10-24 x 1/2")	2
34	2270	Shaft key	1
35	5454	Bypass valve	1
36	5477	Bypass valve spring (50–75 psi)	1
	5407	Bypass valve spring (75–100 psi)	1
	5480	Bypass valve spring (100–125 psi)	1
37	5447	Bypass valve spring guide	1
38	5446	Bypass valve cap	1
39	5505	Adjustment set screw	1
40	1480	Gasket	1
41	2458	Adjustment set screw cap	1
42	7001-037NC075A	Hex head bolt	4
43	2-142_ ³	O-ring	1

¹ Registered trademark of the DuPont company.
² Available with all 4431-X__ seal assemblies or sold separately.
³ _ denotes O-ring code listed above.

Appendix E—Part Details for the PZ10 with Standard Bypass Valve



No.	Part No.	Description	Qty.
1	5361	Pump case	1
2	3983-X6R	Rotor-shaft assembly	1
3	5365	Vane	6
4	4262-X	Vane driver	5
5	3932	Sideplate	2
6	4431-XA1	Seal assbly. (Buna-N O-ring, stainless stl. seat)	2
	4431-XA2	Seal assembly (Buna-N O-rings, cast iron seat)	2
	4431-XA3	Seal assembly (Buna-N O-rings, Ni-Resist seat)	2
	4431-XD1	Seal assembly (Viton® O-rings, S.S.seat)	2
	4431-XD2	Seal assembly (Viton® O-rings, cast iron seat)	2
6	4431-XD3	Seal assembly (Viton® O-rings, Ni-Resist seat)	2
	7	4416	Head
8	4438 ²	Grease seal/oil seat	2
9	2754-X	Roller bearing	2
10	2760-244	Retainer ring	2
11	4435	Thrust bearing mounting ring	2
12	4432	Thrust bearing assembly	2
13	4439-2	Bearing cap shim (0.020")	2
14	4439-1	Bearing cap shim (0.010")	2
15	4439	Bearing cap shim (0.002")	8
16	4417	Bearing cap	2
17	4441	Grease seal	2
18	2158	Grease zerk	2
19	1343	Grease relief fitting	4
20	2159	Lubricap	2
21	7206-037A	Lock washer (3/8")	8
22	7001-037 NC150A	Hex head bolt	8
23	2-261 ^{2,3}	O-ring	2
24	5363-2	Flange (2" NPT)	2
	5363-2.5	Flange (2-1/2" NPT)	2
	5367-2	Flange (2" BSPT)	2
	5367-2.5	Flange (2-1/2" BSPT)	2
	5363-2S	Flange (2" Weld)	2
	5363-2.5S	Flange (2-1/2" Weld)	2

O-ring Code	
A	Buna-N
D	Viton® ¹

No.	Part Number	Description	Qty.
25	2-234 ³	O-ring	3
26	7001-050NC150A	Hex head bolt	8
27	3442	Pipe plug (1/4" NPT)	5
28	7001-043NC125A	Hex head bolt	16
29	2397-1	Name plate	1
30	7012-006SF019E	Pan head Phillip (6-32 x 3/16")	6
31	1359	Lubrication plate	2
32	4985	Shaft cover	1
33	7012-010SF050E	Pan head Phillip (10-24 x 1/2")	2
34	2270	Shaft key	1
35	5373	Bypass valve	1
36	5481	Bypass valve spring (50–75 psi)	1
	5360	Bypass valve spring (75–100 psi)	1
	5482	Bypass valve spring (100–125 psi)	1
37	5364	Bypass valve spring guide	1
38	5409	Bypass valve cap	1
39	5504	Adjustment set screw	1
40	1480	Gasket	1
41	2458	Adjustment set screw cap	1
42	7001-037NC125A	Hex head bolt	4

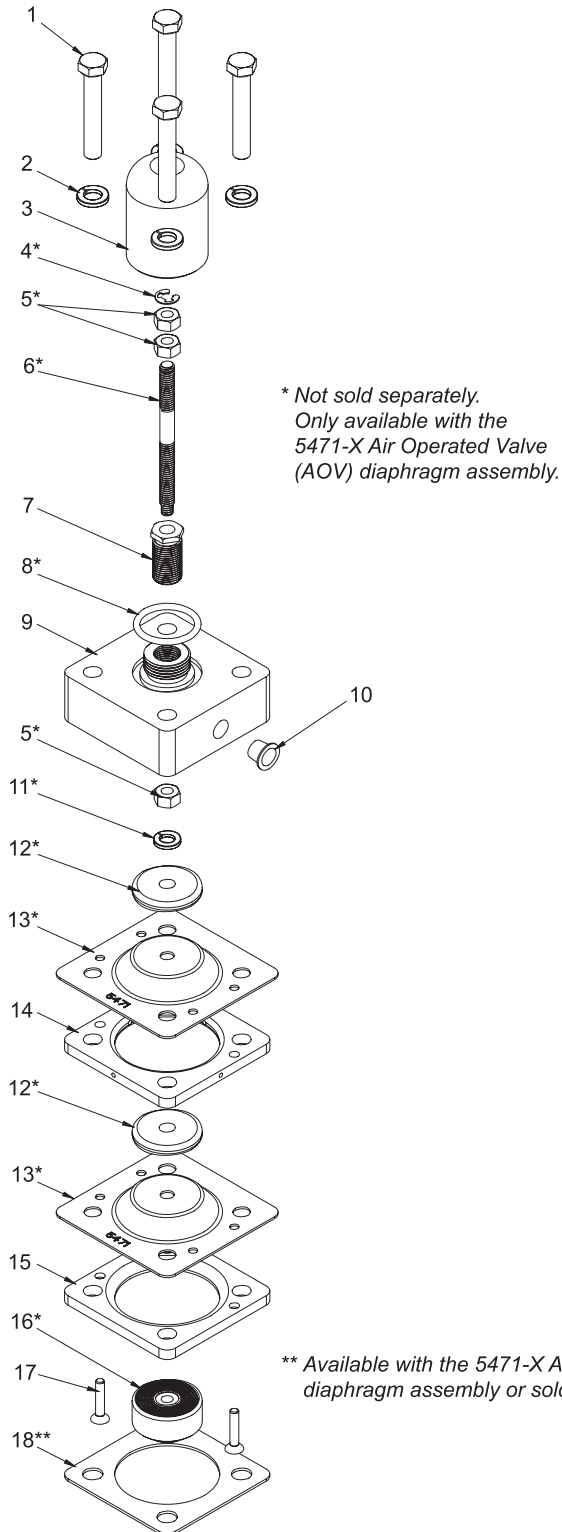
¹ Registered trademark of the DuPont company.

² Available with all 4431-X__ seal assemblies or sold separately.

³ _ denotes O-ring code listed above.

Appendix E—Part Details for the PZ7 Air Operated Valve (AOV)

5470-X Air Operated Valve (AOV) Assembly for a PZ7



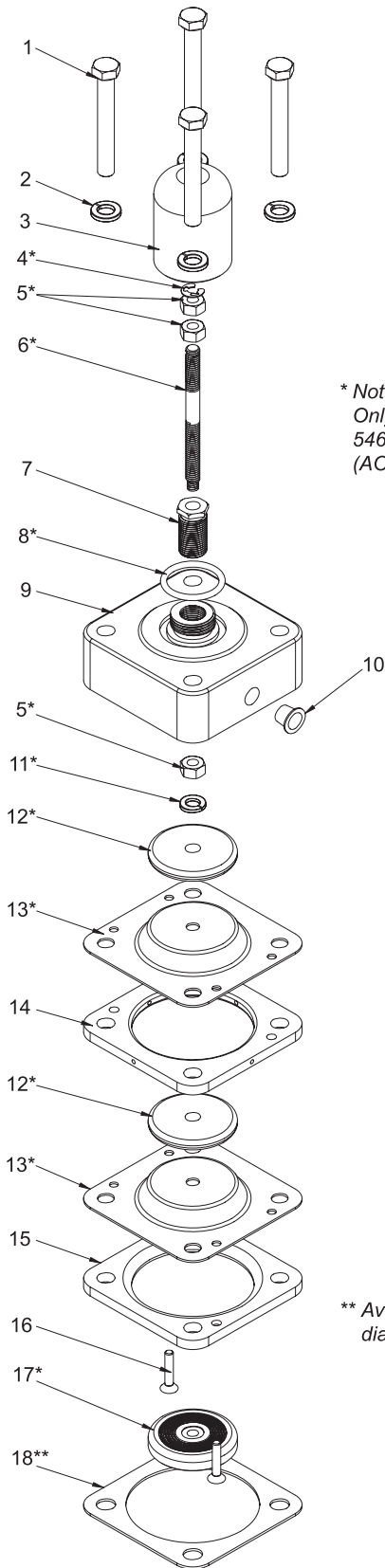
No.	Part Number	Description	Qty.
1	7001-037NC225A	Hex head bolt	4
2	7206-037A	Lock washer 0.375"	4
3	5457	AOV adjustment stem cap	1
4	5471-X ¹	AOV adjustment stem retainer ring	1
5	5471-X ¹	Hex nut	3
6	5471-X ¹	Air operated valve adjustment stem	1
7	5459	AOV low flow adjustment bushing	1
8	5471-X ¹	O-ring	1
9	5470	Air operated valve housing	1
10	2854	Threaded pipe plug	1
11	5471-X ¹	Lock washer 0.3125"	1
12	5471-X ¹	Air operated valve disc	2
13	5471-X ¹	Air operated valve diaphragm	2
14	5464	Air operated valve intermediate plate	1
15	5465	Air operated valve diaphragm cover	1
16	5471-X ¹	Diaphragm valve disc	1
17	5460	#10-24 x 1 flat head cap screw	2
18	5472 ²	Air operated valve gasket	1

¹ Not sold separately. Only available with the 5471-X Air Operated Valve (AOV) diaphragm assembly.

² Available with the 5471-X AOV diaphragm assembly or sold separately.

Appendix E—Part Details for the PZ10 Air Operated Valve (AOV)

5462-X Air Operated Valve (AOV) Assembly for a PZ10



* Not sold separately.
Only available with the
5466-X Air Operated Valve
(AOV) diaphragm assembly.

** Available with the 5466-X AOV
diaphragm assembly or sold separately.

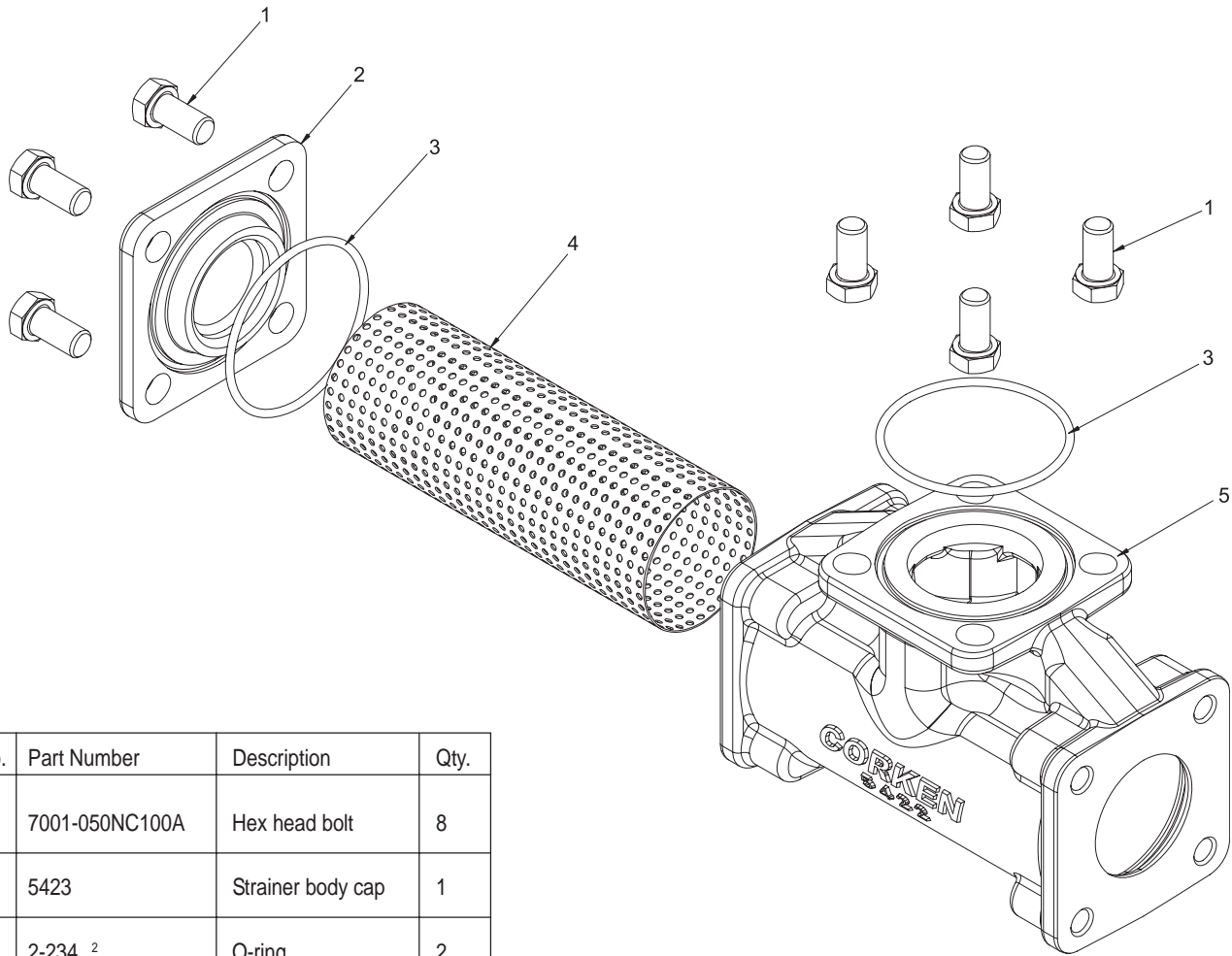
No.	Part Number	Description	Qty.
1	7001-037NC275A	Hex head bolt	4
2	7206-037A	Lock washer 0.375"	4
3	5457	AOV adjustment stem cap	1
4	5466-X ¹	AOV adjustment stem retainer ring	1
5	5466-X ¹	Hex nut	3
6	5466-X ¹	Air operated valve adjustment stem	1
7	5459	AOV low flow adjustment bushing	1
8	5466-X ¹	O-ring	1
9	5462	Air operated valve housing	1
10	2854	Threaded pipe plug	1
11	5466-X ¹	Lock washer 0.3125"	1
12	5466-X ¹	Air operated valve disc	2
13	5466-X ¹	Air operated valve diaphragm	2
14	5461	Air operated valve intermediate plate	1
15	5463	Air operated valve diaphragm cover	1
16	5460	#10-24 x 1 flat head cap screw	2
17	5466-X ¹	Diaphragm valve disc	1
18	5467 ²	Air operated valve gasket	1

¹ Not sold separately. Only available with the 5466-X Air Operated Valve (AOV) diaphragm assembly.

² Available with the 5466-X AOV diaphragm assembly or sold separately.

Appendix E—Part Details for Strainer

5422-X_1 Strainer Assembly for a PZ7 and PZ10



No.	Part Number	Description	Qty.
1	7001-050NC100A	Hex head bolt	8
2	5423	Strainer body cap	1
3	2-234_2	O-ring	2
4	5433	Strainer basket	1
5	5422	Strainer body	1

O-ring Code	
A	Buna-N
D	Viton® ³

¹ _ denotes O-ring code listed above. 5422-XA for Buna-N or 5422-XD for Viton®.

² _ denotes O-ring code listed above. 2-234A for Buna-N or 2-234D for Viton®.

³Registered trademark of the DuPont company.